



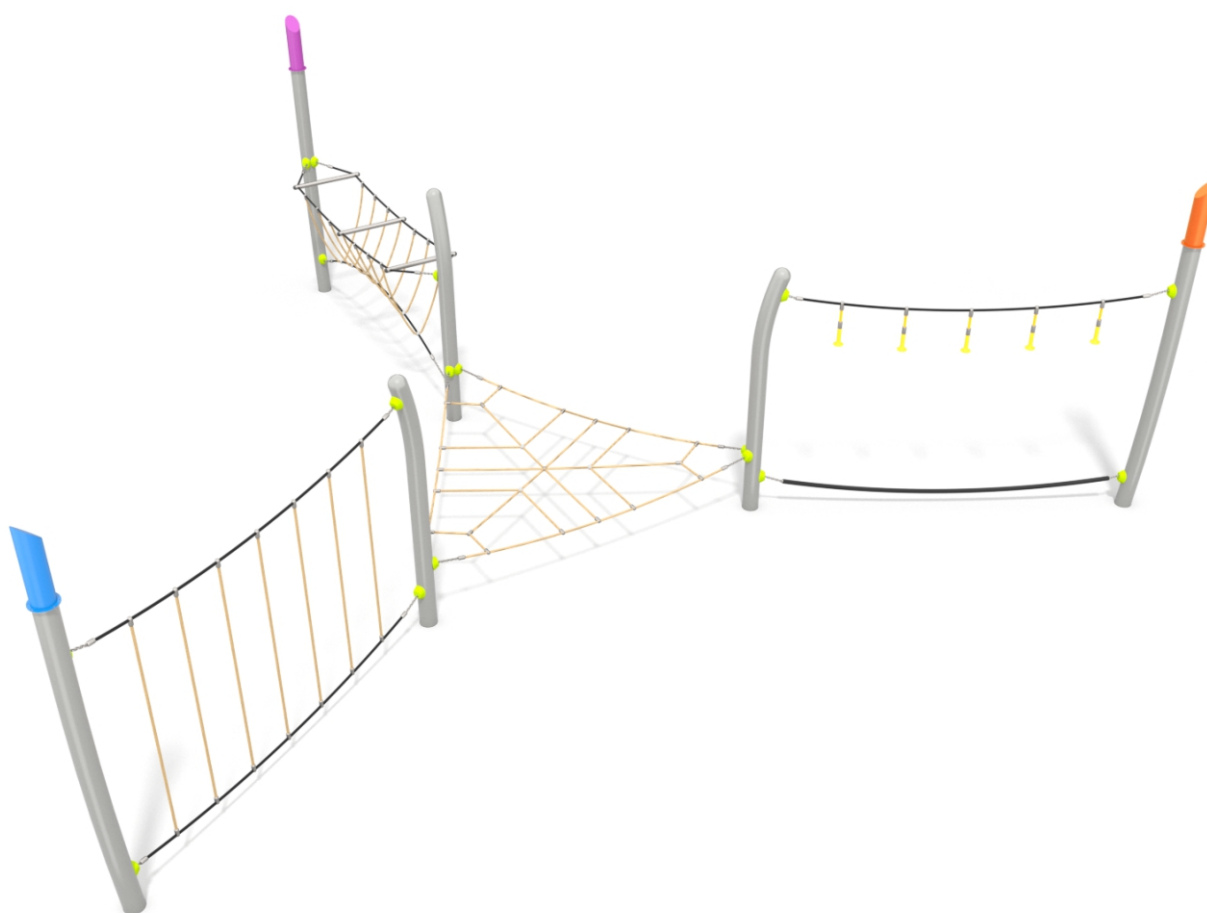
SOCIALIZING



CLIMBING

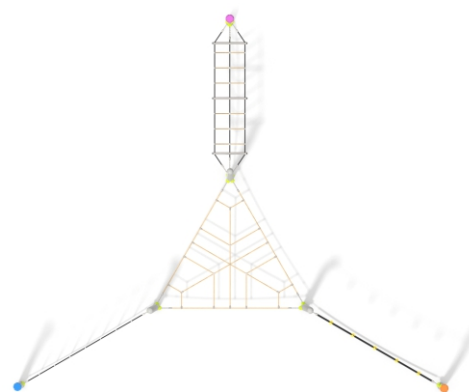


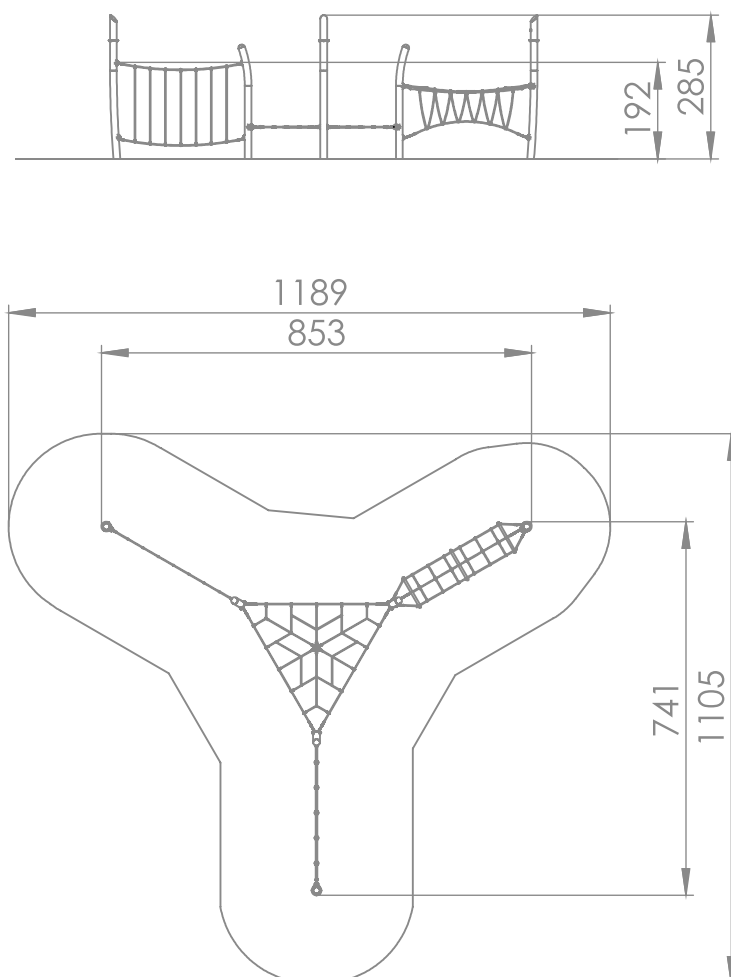
BALANCING



INFORMATION ABOUT THE PRODUCT






Dimensions	853 x 741 cm
Safety zone	1189 x 1105 cm
Safety zone area	66 m ²
Overall height	285 cm
Free fall height	192 cm
Amount of users	11
Product complies with EN 1176-1:2017-12	YES
Availability of spare parts	YES
Age range	3-12
According to EN 1176-1:2017-12 norm, the product requires applying a safety surface according to the product's free fall height.	





SCALE 1:150

MATERIALS:

SOLID CONSTRUCTION MADE OF BLACKSTEEL S235JR, CLEANED IN THE SANDBLASTING PROCESS	ATTESTED 6 MM STAINLESS STEEL CHAINS	ROPE ENDINGS PRESSED IN A SLEEVE MADE OF DURABLE ALUMINIUM ALLOY	SOLID AND ESTHETIC ROPE CONNECTORS MADE OF INJECTION MOLDED POLYAMIDE	CONNECTING ELEMENTS LIKE SCREWS, NUTS, WASHERS MADE OF STAINLESS STEEL
				
INNOVATIVE SYSTEM OF CONNECTORS OF STAINLESS STEEL CHAINS WITH POSTS	ROPE LADDER STEPS AND ROPE KNOTS MADE OF INJECTION MOLDED POLYAMIDE	POLYPROPYLENE ROPES PP - MULTISPLIT TYPE WITH A STEEL CORE AND A DIAMETER OF 16 MM	THE PASSAGE MODULE MADE OF POLYPROPYLENE ROPE WITH A DIAMETER OF 16 MM	
